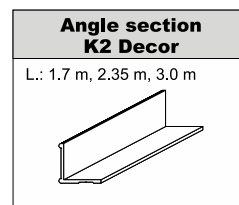

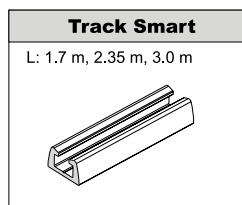
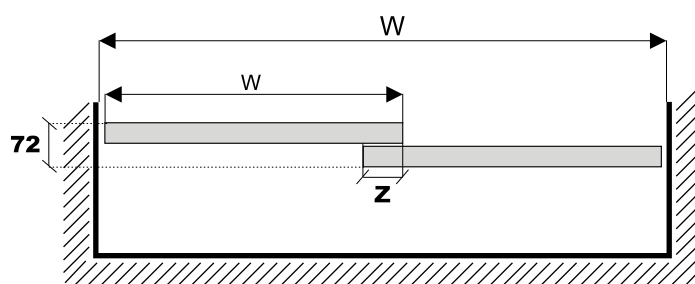
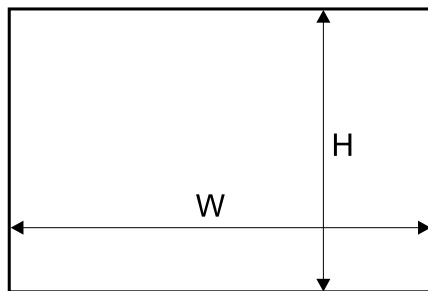


COMPONENTS



Dimensions of opening**Door filling - #18 mm board**

Door height	- h	$h = H - 13 \text{ mm}$
Board height (1 mm ABS edging)	- hb	$hb = h - 2 \text{ mm}$
Door width	- w	$w = (W + Z) : N$
Board width (1 mm ABS edging)	- wb	$wb = w - 2 \text{ mm}$

ATTENTION!

When cutting the board, you need to include the thickness of ABS edging. On our calculation 1 mm ABS edging was used.

Number of doors	- N	2	3	4	5
Total overlap	- Z	30 mm	60 mm	90 mm	120 mm

Visual design – 4 wings	
	$w = (W + 90) : 4$
	$w = (W : 2 + 30) : 2$

ATTENTION!

System SMART can be used in conjunction with any of SEVROLL's handle profiles suitable for 18 mm fillings.

Installation of stopper HI-TEC